

Constant Voltage Outdoor LED Driver 12/24V

Product Specification Sheet

LUCE VITA
illuminating intelligently

www.lucevita.in

LV 100/220-240/12 CV67
LV 100/220-240/24 CV67

General Benefits

- 12V & 24 V Constant Voltage IP67
- Surge Protection of 3KV
- Better Efficiency & Reliability
- Fire Retardant V0 ABS Housing
- Flicker free Solution
- Life – 30,000 Hrs
- 3 Years Warranty



Application

- Facade Lighting
- Profile Lighting
- Cove Lighting
- Suitable for all types of Outdoor Strip Lighting Applications

Approvals



Lucevita LED Power supply are with high reliability in compact housing having best surge protection, THD, Ripple Current in the industry.

Drivers generally used in Cove light and Facade lighting wall washer application luminaires for residential, retail and Office space lighting

Constant Voltage Outdoor LED Driver 12/24V

Product Specification Sheet

www.lucevita.in

LV 100/220-240/12 CV67

LV 100/220-240/24 CV67

Parameters

Category	Item	Technical Norm
Features	Output Type	Constant Voltage
	IP Grade	IP67
	Insulation Class	Class II
	Housing	ABS (Fire Retardant V0)
Input	Input Voltage	100~250Vac
	Range of DC Input Voltage	127-370Vdc
	Input Frequency	Rated 50/60Hz
	Input Current	0.76Amax @230V, 1.6Amax @120V
	Inrush Current	40A
	Leakage Current	5mA @230Vac
	16A Breaker Connected Q'ty	13pcs, 16A type B / 20pcs 16A type C @230VAC
Output	Ripple & Noise (Max.)	<100mVp-p
	Rated Current	12V : 8.33A , 24V : 4.16A
	Rated Power	100W @230V input
	Voltage Accuracy	± 1%
	Line Regulation	1%
	Load Regulation	2%
	Setup, Rise Time	1500ms @230VAC
	Efficiency	>85%
Protection	Short Circuit	Hiccup, Auto recovery. The output recovers when short circuit is removed.
	Overload	Active when loading is over 110~120% Output Voltage dropship if overloaded
	Withstand Voltage	I/P-O/P:3000VAC/1min/<5mA
	Isolation Resistance	I/P-O/P:>100M Ohms/500VDC/25° C/70%RH
Environment	Operating Ambient Temperature	-25° C~+50° C, 20%RH~98%RH, Rated Load
	Storage Temperature	-40° C~ +80° C; 10%RH ~98%RH
Standards	Certification	CE
	Safety Standard	EN61347-1:2015, EN61347 -2-13:2014/A1:2017, EN624 93:2015
	Performance	EN62384
Others	Lifetime	30,000 hours
	Dimensions	190x52x37mm
	Net Weight	640g
	Wiring	Input Output
		2*0.5mm ² wire, Brown L, Blue N, 300mm length 2*0.75mm ² wire, Red+, Black-, 300mm length

Constant Voltage Outdoor LED Driver 12/24V

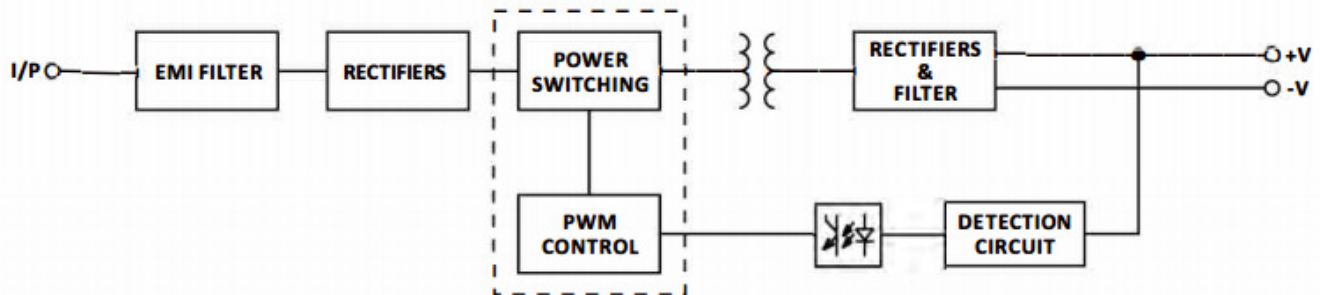
Product Specification Sheet

www.lucevita.in

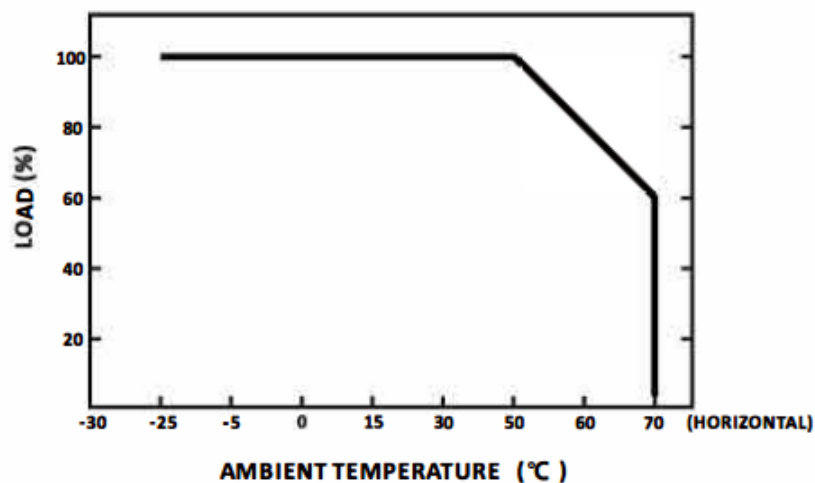
LV 100/220-240/12 CV67

LV 100/220-240/24 CV67

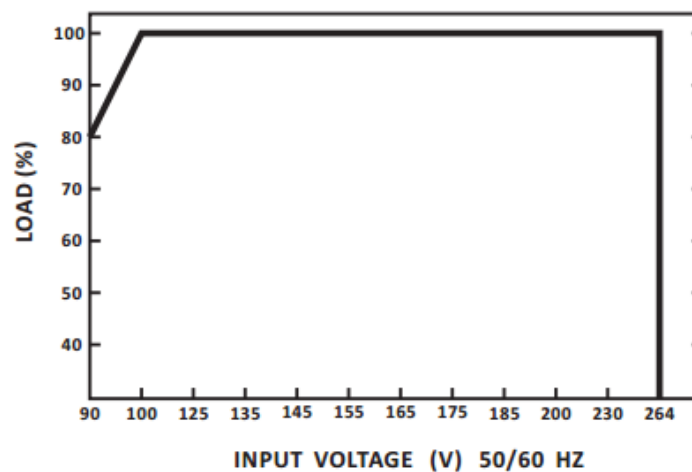
Block Diagram



Derating Curve



Static Characteristics



Constant Voltage Outdoor LED Driver 12/24V

Product Specification Sheet


www.lucevita.in

LV 100/220-240/12 CV67

LV 100/220-240/24 CV67

Dimension

Unit: mm



Remarks

1. All Parameters, if not specified, are measured at 230VAC/50Hz and 25°C ambient temperature.
2. LED Driver is a component of the luminaires, Luminaires and wire layout will affect the EMC, please check the EMC with end products again.
3. Warranty Mentioned is a limited warranty only to the original purchaser or to the first user @ Tc max from the date of manufacturing when properly installed and operated under normal conditions of use.
4. Please refer our website for details warranty conditions.
5. For further details, kindly refer our website. www.lucevita.in, or email info@lucevita.in.