


LV 30/220-240/800 CH LG

General Benefits

High Surge Protection of 4KV
440v Protection
High PF & Low THD
Better Efficiency
Better Reliability & Long Lasting
Life - 50,000 Hrs
5 Years Warranty



Application

Downlighter
Track Lights
Spot lights

Approvals



Lucevita LED Power supply are with high reliability in compact housing having best surge protection, THD, Ripple Current in the industry.

Drivers generally used in Panel & Spot light application luminaires for residential, retail and Office space lighting.

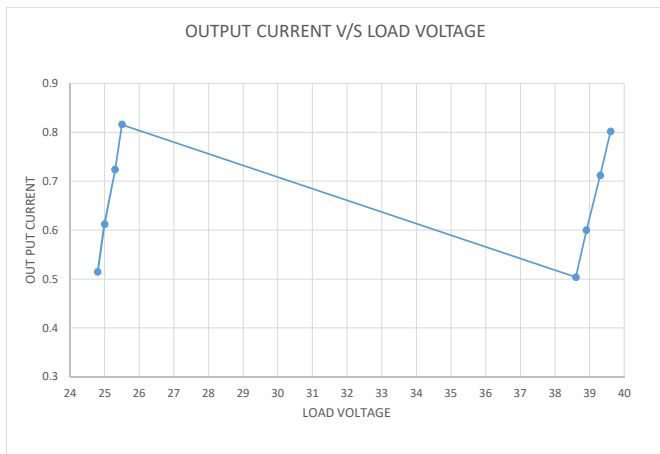
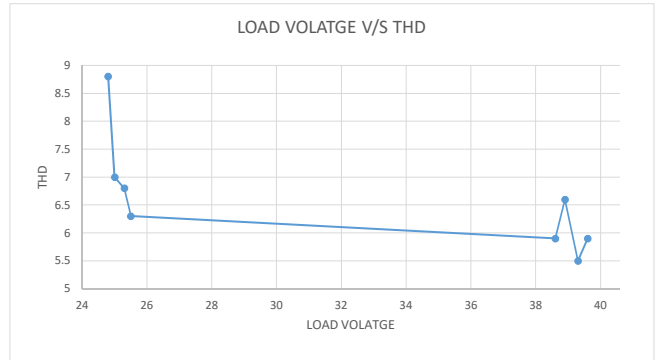
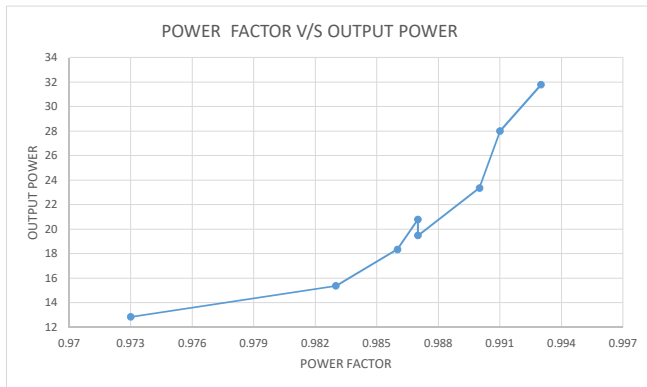
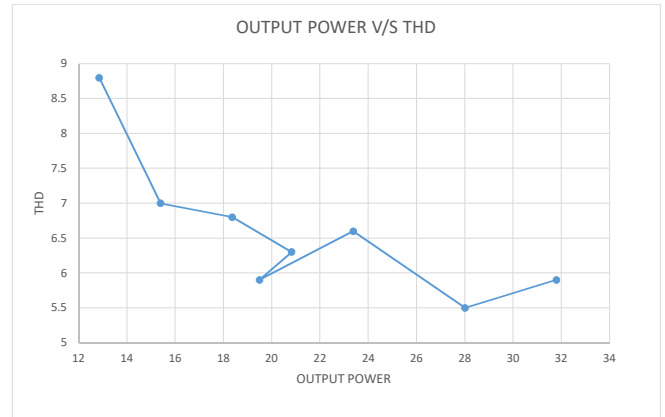
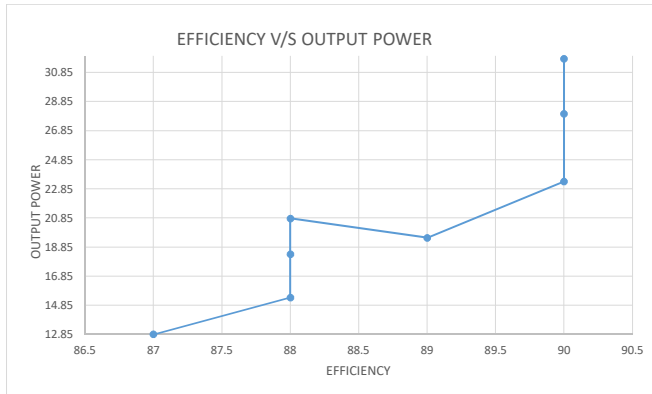
LV 30/220-240/800 CH LG

Parameters

Category	Item	Technical Norm
Features	Output Type	Constant Current
	Dimming Type	NA
	Insulation Class	CLASS-II
Input	Rated Input Voltage	240V AC
	Operating Input Voltage	110 - 300V AC
	Frequency	50 - 60 Hz
	Input Current	0.151 A @240 V
	Input Power	36W
	Power Factor	>0.95
	THD	<10%
	No Load Power	<0.2 W
	In Rush Current	<10 A
Output	Circuit Breaker	8 on B16 A
	Output Current	500/600/700/800 mA
	Output Voltage	25V-40V
	Output Power	32W
	Constant Current Accuracy	+/-3%
	No Load Output Voltage	58 V dc
	Full Load Output Power	32W
	Efficiency	>85%
	Number of output channels	1 CH
Environment & Protection	Current Ripple	<30%
	Start Delay Time	<1 Sec
	Ambient Operating Temperature Range	-20 °C To +50 °C
	Storage Temperature	-20 °C To +75 °C
Construction	Max Case Temperature	90°C
	Input Surge Protection	4kV
	Connection	Push Type Connector
	Installation	Screw Mounting
	PRI Wire Connection	Push Type Connector
Others	SEC Wire Connection	Push Type Connector
	Dimension	L97mm X W42mm X H30mm
Others	Life	50000 Hrs

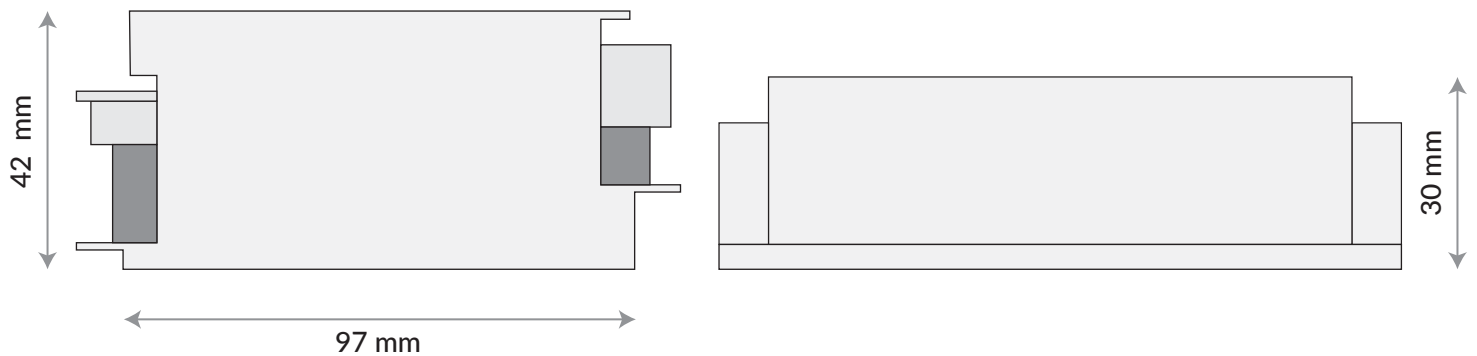
LV 30/220-240/800 CH LG

Graph



LV 30/220-240/800 CH LG

Pictorial Representation



Remarks

1. All Parameters, if not specified, are measured at 230VAC/50Hz and 25°C ambient temperature.
2. LED Driver is a component of the luminaires, Luminaires and wire layout will affect the EMC, please check the EMC with end products again.
3. Warranty Mentioned is a limited warranty only to the original purchaser or to the first user @ Tc max from the date of manufacturing when properly installed and operated under normal conditions of use.
4. Please refer our website for details warranty conditions.
5. For further details, kindly refer our website. www.lucevita.in, or email info@lucevita.in.