


LV 30/220-240/800 LG L

General Benefits

- High Surge Protection of 4KV
- Better efficiency
- High PF & Low THD
- 440v protection for better reliability
- Better Reliability & Long Lasting.



Application

- Down lights
- Linear lights
- Spot lights

Approvals



Lucevita LED Power supply are with high reliability in compact housing having best surge protection, THD, Ripple Current in the industry.

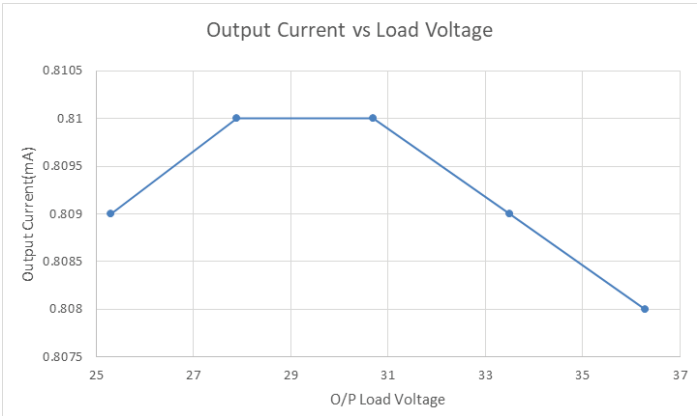
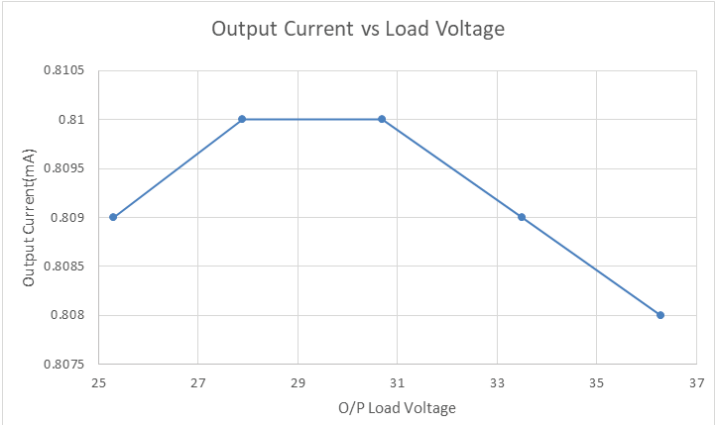
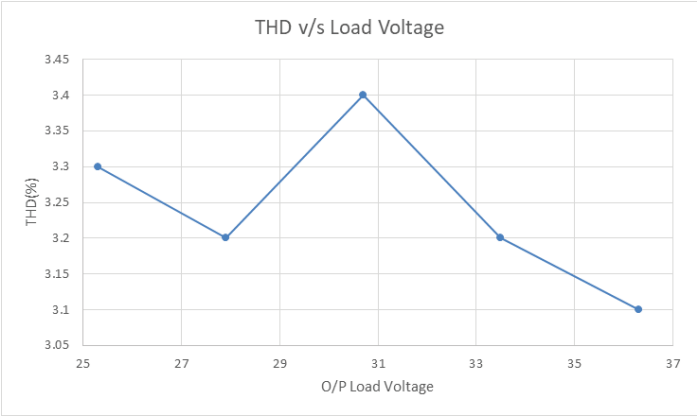
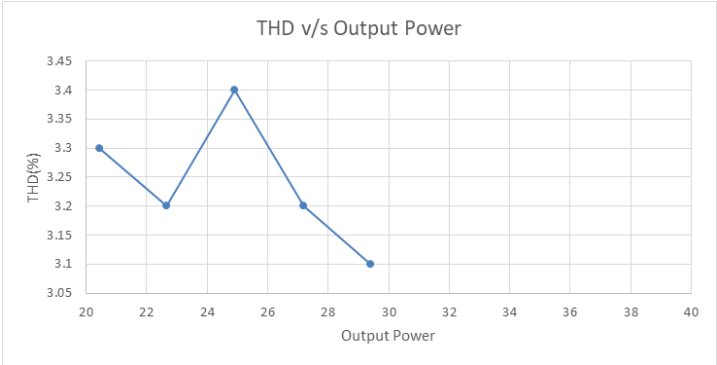
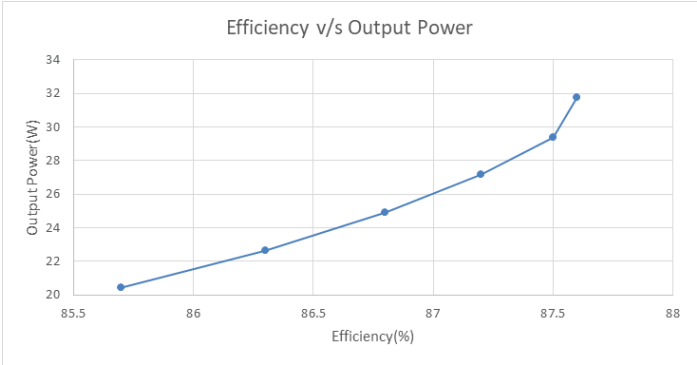
Drivers generally used in Panel & Spot light application luminaires for residential, retail and Office space lighting.

LV 30/220-240/800 LG L

Parameters

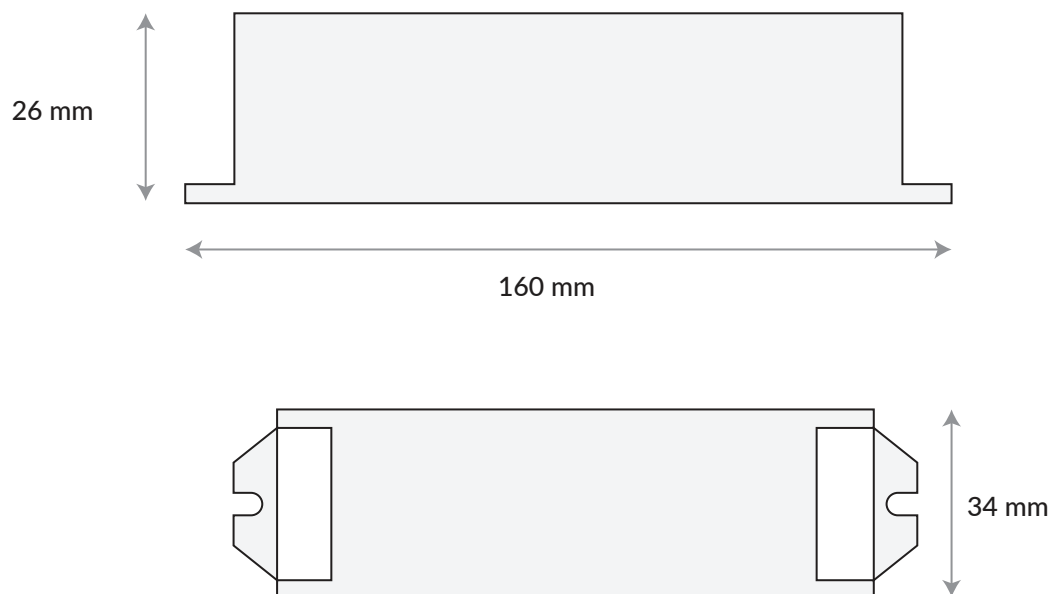
Category	Item	Technical Norm
Features	Output Type	Constant Current
	Dimming Type	NA
	Insulation Class	CLASS-II
Input	Rated Input Voltage	240V AC
	Operating Input Voltage	100-300V AC
	Frequency	50-60 Hz
	Input Current	0.390A @100V 0.15A @ 240V
	Input Power	36W
	THD	<10%
	No Load Power	<0.2W
	In Rush Current	<10A
	Circuit Breaker	8 on B16 A
Output	Output Current	500/600/700/800 mA
	Output Voltage	25V-40V
	Output Power	32W
	Constant Current Accuracy	+/-3%
	No Load Output Voltage	58V dc
	Full Load Output Power	32W
	Efficiency	>85%
	Number of output channels	01
	Current Ripple	<30%
	Start Delay Time	< 1 sec
Environment & Protection	Ambient Operating Temperature Range	-30 °C To +50 °C
	Storage Temperature	-30 °C To +85 °C
	Max Case Temperature	85 °C
	Input Surge Protection	4Kv
Construction	Connection	Push Type Connector
	Installation	Screw Mounting
	PRI Wire Connection	Push Type Connector
	SEC Wire Connection	Push Type Connector
	Dimension	L160mm X W34mm X H26mm
Others	Life	50000 Hrs

LV 30/220-240/800 LG L



LV 30/220-240/800 LG L

Pictorial Representation



Remarks

1. All Parameters, if not specified, are measured at 230VAC/50Hz and 25°C ambient temperature.
2. LED Driver is a component of the luminaires, Luminaires and wire layout will affect the EMC, please check the EMC with end products again.
3. Warranty Mentioned is a limited warranty only to the original purchaser or to the first user @ Tc max from the date of manufacturing when properly installed and operated under normal conditions of use.
4. Please refer our website for details warranty conditions.
5. For further details, kindly refer our website. www.lucevita.in, or email info@lucevita.in.